THE ESSENTIAL
UP TO 1250 A

MARECHAL ELECTRIC

DEFINITIONS

Ingress protection according to IEC/EN 60529	**1st digit: protection against solid foreign objects** 2 = protection against dangerous live parts with a finger 4 = protection against dangerous live parts with a wire of a diameter superior or equal to 1mm 5 = protection against dust 6 = dustproof	**2nd digit: protection against ingress of water** 4 = protection against water splashes 5 = protection against water jets 6 = protection against powerful water jets (fire hose) 7 = protection against a 30-minutes immersion up to 1m 8 = protection against a prolonged immersion for a determined period 9 = protection against high pressure water jets at high temperature
Index of resistance to mechanical shocks according to IEC/EN 62262	IK08 = withstands a shock of 1.7 kg to 30 cm (5 joules) IK09 = withstands a shock of 5 kg to 20 cm (10 joules) IK10 = withstands a shock of 5 kg to 40 cm (20 joules)	
Switching capacity according to IEC/EN 60947-3	AC-21 = Resistive on load breaking (simple switchgear, lighting) AC-22 = Mix resistive and inductive on load breaking AC-23 = High inductive on load breaking (motor) AC-3 = Start And Switching Off - Squirrel Cage Motors	
Pilot and auxiliary	**Pilot** A pilot circuit is meant to electrically control a switchgear that energizes/de-energizes a socket-outlet after plugging, and before unplugging an apparatus, to protect the operator. This switchgear is controlled: • by means of a microswitch located inside the socket-outlet (non-crossing pilot circuit), mechanically operated by the plug; • by means of a contact or a pair of contacts, plug side and socket-outlet side (crossing pilot circuit), that make last and break first (LIFO: last-in/first-out), integrated in the control circuit. **Auxiliaries** Addidional to the main contacts, auxiliary contacts are located plug side and socket-outlet side, and are intended for signal, communication, thermistor, etc...	

HAZARDOUS AREA CERTIFICATION

ATEX	Certification according to European directive 2014/34/EU on all equipments used in or related to explosive atmospheres.
IECEx	Complying with international standards for electrical and non-electrical equipment for use in potentially explosive atmosphere areas.

Presence of potentially explosive atmosphere	**Permanent**	**Occasional**	**Rare**
Zoning for gas & vapours	Zone 0	Zone 1	Zone 2
Zoning for dust & fiber	Zone 20	Zone 21	Zone 22

Performance level of MARECHAL® devices.

THE SWITCH-RATED DECONTACTOR™ GUARANTEES THE BEST LEVEL OF SAFETY.

SUMMARY

Since 1952, MARECHAL ELECTRIC has been the reference in terms of power connection safety.

At the heart of innovation MARECHAL ELECTRIC continues to invest in the most advanced materials and reliable technologies.

MARECHAL® offers both for industrial and Ex environments, connectors, socket-outlets, switch-rated DECONTACTOR™ socket-outlets and the first separable switch-disconnector EVO40.

All of our products are designed, manufactured and controlled in France, in strict compliance with the requirements of international IEC, EN and UL standards.

TECHNOLOGY DECONTACTOR™ 4
SOLUTION EVO40 6
SWITCH-DISCONNECTOR 18,5 kW 8
COMPACT SOCKET 16-30 A 9
DECONTACTOR™ 20 A 10
DECONTACTOR™ 32 A 11
DECONTACTOR™ 63 A 12
DECONTACTOR™ 90 A 13
DECONTACTOR™ 125-150 A 14
DECONTACTOR™ 200-250 A 15
HEAVY-DUTY PLUGS & SOCKETS UP TO 600 A 16
SINGLE POLE POWER CONNECTOR FROM 400 TO 1250 A 17
MULTICONTACT FROM 7 TO 37 PIN 19
RETTBOX®S 20-32 A 21
DISTRIBUTION BOX 16-90 A 21
HAZARDOUS AREAS BOXES 22
MAIN OPTIONS 23

OUR TECHNOLOGY

DESIGNED FOR EFFICIENCY AND SAFETY

The quality of the material, the design, the assembly and the inspection of each component are at the core of our know-how and the MARECHAL® brand. They each provide a precise function that optimizes the performance, safety and sustainability of our sockets and your installations.

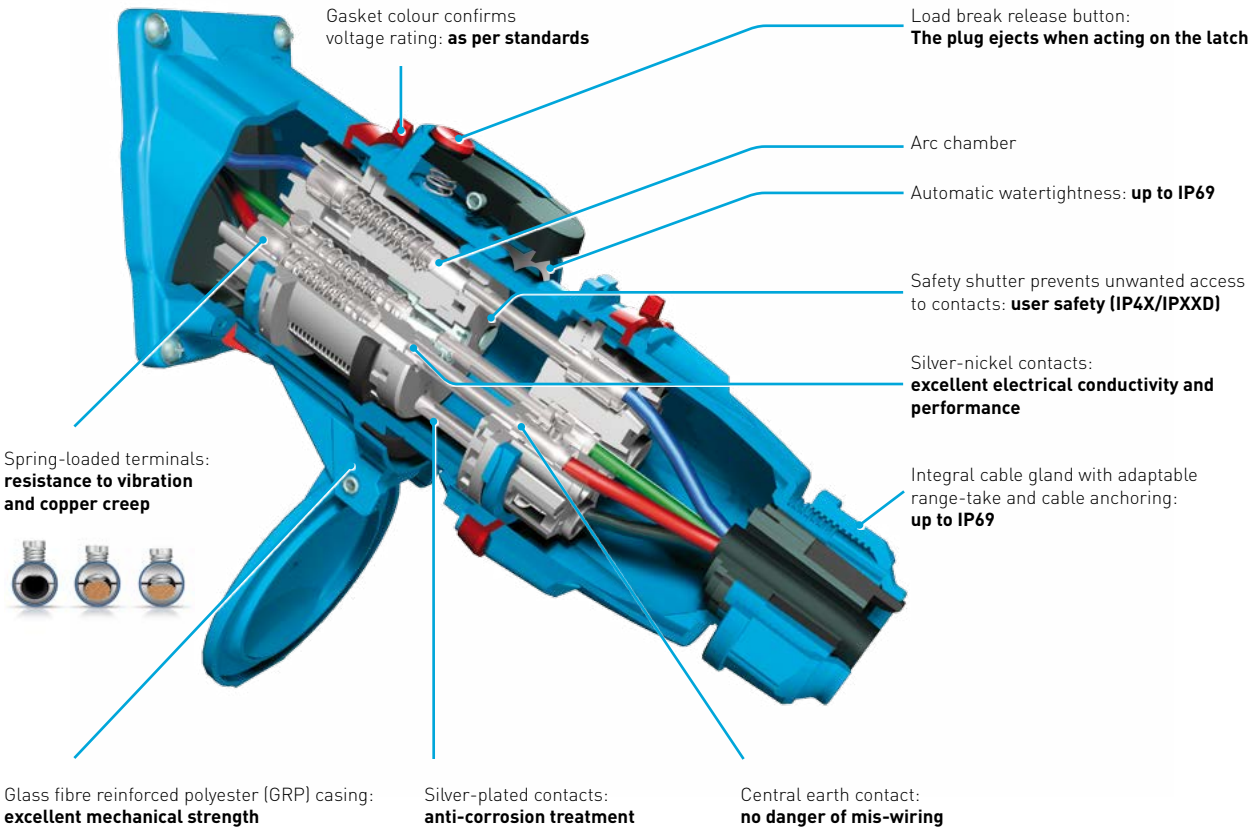

ECONOMY OF INSTALLATION: DUAL-VOLTAGE

With a single socket-outlet base (e.g.: 3 PNE - 230/400 V) it is possible to accommodate 3 different plugs:

- a 3 PNE - 400 V plug,
- a 3 PE – 400 V plug,
- a 1 PNE - 230 V.

This compatibility provides real savings on the installation of these sockets for the user.

400 V plug - 3P+E

400 V plug - 3P+N+E

230/400 V socket-outlet 3P+N+E

230 V plug - 1P+N+E

Industrial-domestic adapter with 1P+N+E / 230 V - 10/16 A domestic socket

MARECHAL® TECHNOLOGY	ADVANTAGES
DECONTACTOR™, Socket-outlet with integrated switch up to 250A	Saves you from buying and installing a contactor or wiring pilots. Guarantees disconnection on load.
Safety shutter	No access to the live parts of the socket-outlet.
Breaking capacity AC-22/AC-23	Local disconnection possible, fast maintenance or repair, reduction of downtimes.
Padlocking facility	Prevents unintentional connections and disconnections while keeping the operator safe from any hazard.
Automatic IP66/IP67/IP69 ingress protection, once the socket-outlet lid is shut or once the inlet has mated with the socket-outlet	Resistance to high pressure cleaning up to +80°C.
ATEX/IECEx	Disconnection and padlocking are possible in hazardous areas. This simplifies maintenance in hazardous locations.
T_{amb} -40 °C/+60 °C	Materials resist harsh weather conditions.
Dual voltage 230 V/400 V	A 5-pole socket-outlet can be mated with 2-pole, 3-pole, 4-pole and 5-pole inlet plugs.
GRP IK09 Metal IK09/IK10	Materials with high mechanical endurances.
Butt contact with silver-nickel plated tip	Better conductivity. No corrosion, unlike copper or brass contacts. Low resistance = lower current consumption.
Further certification schemes and bodies: LCIE, VDE, UL, CSA, BV Marine, EAC...	No hassle exporting your machines all over the world.
Up to 24 keying positions	Identify and secure dedicated circuits.
Auxiliaries Pilots	Signal & control transmission. Electrical Interlocking.

MARECHAL® MODULARITY

	Socket-outlet	Inclined socket	Wall mounting socket	Coupler socket	Plug	Appliance inlet
Active part	Socket-outlet	Socket-outlet	Socket-outlet	Socket-outlet	Appliance inlet	Appliance inlet
		+	+	+	+	
Mounting accessories	/	Inclined sleeve	Wall box	Handles	Handles	/

EVO40 SOLUTION

BASIC SWITCH

SEPARABLE ROTARY SWITCH-DISCONNECTOR

BASIC DISCONNECTOR

POSITIVE AND CLEARLY VISIBLE BREAKING

REDUCED DOWNTIMES

REDUCED INSTALLATION COSTS

POSSIBLE CONFIGURATIONS

MAIN FEATURES

- Switching capacity 18,5 kW
- Padlockable
- IP66/IP67/IP69 sealing in ON or OFF position and separated position with caps
- IP4X on source side
- Up to 6 poles + earth
- Electrical endurance 15 000 cycles*
- U_{max} : Operational voltage 690 V
- I_{the} : Conventional enclosed thermal current 40 A
- Shock resistance (IEC 62262) IK09
- Ambient air temperature - 25 °C/+ 60 °C

* In AC-23A 690 V AC/40 A service operation.

COMPLIANT WITH IEC STANDARDS

• IEC/EN 60947-1/-3/-4/-5 :
Low-voltage switchgear and control gear:
Switches, disconnectors, switch-disconnectors and fuse-combination units.

• Facilitates compliance:
- of electrical machinery to the European Machinery Directive 2006/42/CE, to EN 12100 and EN 60204-1 standards,
- of electrical installations to IEC/HD 60364 and NF C 15-100 standards.

18,5 kW

690 V
U MAX

SEPARABLE
SWITCH-DISCONNECTOR

EVO40

IP66/IP67 IP69 | POLY | IK09 | -25°C +60°C | AC-21/AC-22 AC-23/AC-3

2,5-10 mm² flexible
2,5-16 mm² stranded

Voltage	Poles	Supply	Load	Straight sleeve	70° inclined sleeve	Handle[1]	90° wall box[2]
200-250 V AC	6P+E	8144036*	8148036*	51LM0	51LM7	51LP0D21	51LC9000
380-480 V AC	6P+E	8144016*	8148016*	51LM0	51LM7	51LP0D21	51LC9000
500-690 V AC	6P+E	8144056*	8148056*	51LM0	51LM7	51LP0D21	51LC9000
Umax 690 V AC	6P+E	8144126*	8148126*	51LM0	51LM7	51LP0D21	51LC9000
Load side cap IP66/IP67 padlockable		Included	814A426G				

(1) Gland size 5-21 mm.
(2) Without drilling, top entry. Reversible wall box for 50° angle with bottom entry.

* for 2P+E versions, replace the last digit of the reference by 2, for 3P+E versions, by 3, and for 4P+E versions, by 4.

A padlocking key is supplied with each supply/load.

ADDITIONAL PADLOCKING KEYS		
	Packaging = 10	814A541
SAFETY HASP FOR UP TO 6 PADLOCKS		
		613A541



16 A

480 V
U MAX

COMPACT CONNECTOR

PNC

IP66/IP67/ IP69 | GRP | IK08 | -40°C +100°C

0.75-2.5 mm²

5A Available

Voltages	Pole configuration	Socket-outlet	Inclined socket	Wall mounting socket	Coupler socket	Plug	Appliance inlet
480 V AC	5P	01E4007	01E4007	01E4007	01E3007(1)	01E1007(1)	01E8007
	+ accessories	/	551M3 +251A457-E	551B3M20 +251A457-E	/	/	/

(1) Gland size 11-15 mm.

30 A

500 V
U MAX

COMPACT PLUGS & SOCKETS

PN

IP66/IP67 | GRP METAL | IK09 | -40°C +60°C

Metal references are available in the main catalogue or marechal.com.

1-6 mm² flexible
1.5-10 mm² stranded

Voltages	Pole configuration	Socket-outlet	Inclined socket	Wall mounting socket	Coupler socket	Plug	Appliance inlet
220-250 V AC	1P+N+E	01N4015	01N4015	01N4015	01N4015	01N8015	01N8015
	+ accessories	/	511M3	511B3M20(1)	511P6D18(2)	511P6D18(2)	/
380-440 V AC	3P+E	01N4013	01N4013	01N4013	01N4013	01N8013	01N8013
	+ accessories	/	511M3	511B3M20(1)	511P6D18(2)	511P6D18(2)	/
220-250 V AC 380-440 V AC	3P+N+E	01N4017	01N4017	01N4017	01N4017	01N8017	01N8017
	+ accessories	/	511M3	511B3M20(1)	511P6D18(2)	511P6D18(2)	/

(1) M20 threading - (2) Gland size 9-18 mm.
The main catalogue contains all the available contacts configurations.

ACCESSORIES AND OPTIONS

PN

PNC

PRODUCT	Locking with padlock ø 4 mm (padlocks not supplied)	Inlet cap	180° Opening lid	Self-returning lid (without full closure IP40)
PN	Socket ref. + 843	01NA426	Socket ref. + 10	Socket ref. + R
PNC	/	01EA126	/	/

20 A

500 V
U MAX

DECONTACTOR™
SWITCH + SOCKET-OUTLET

DSN1

2 PILOTS | IP66/IP67 IP69 | GRP | IK09 | -40°C +60°C | AC-22 AC-23

1-2.5 mm² flexible
1.5-4 mm² stranded

Voltages	Pole configuration	Socket-outlet	Inclined socket	Wall mounting socket	Coupler socket	Plug	Appliance inlet
220-250 V AC	1P+N+E + accessories	6114015 /	6114015 511M3	6114015 511B3M20 (1)	6114015 511P0D18 (2)	6118015 511P0D18 (2)	6118015 /
380-440 V AC	3P+E + accessories	6114013 /	6114013 511M3	6114013 511B3M20 (1)	6114013 511P0D18 (2)	6118013 511P0D18 (2)	6118013 /
220-250 V AC 380-440 V AC	3P+N+E + accessories	6114017 /	6114017 511M3	6114017 511B3M20 (1)	6114017 511P0D18 (2)	6118017 511P0D18 (2)	6118017 /

(1) M20 threading - (2) Gland size 9-18 mm.
The main catalogue contains all the available contacts configurations.

20 A

550 V
U MAX

DECONTACTOR™
SWITCH + SOCKET-OUTLET

DXN1

IP66/IP67 | GRP | IK09 | -40°C +60°C

II 2 G D Ex db eb IIC T6/T5 Gb Ex tb IIIC T70 °C/T90 °C Db

1-4 mm² flexible
1.5-6 mm² stranded

Voltages	Pole configuration	Socket-outlet	Inclined socket	Wall mounting socket	Coupler socket	Plug	Appliance inlet
220-250 V AC	1P+N+E + accessories	2514015 /	2514015 251A057	2514015 251AB53 (1)	2514015 251A753 (1)	2518015 251A753 (1)	2518015 /
380-440 V AC	3P+E + accessories	2514013 /	2514013 251A057	2514013 251AB53 (1)	2514013 251A753 (1)	2518013 251A753 (1)	2518013 /
380-440 V AC	3P+N+E + accessories	2514017 /	2514017 251A057	2514017 251AB53 (1)	2514017 251A753 (1)	2518017 251A753 (1)	2518017 /

(1) Gland size 10-14 mm.
The main catalogue contains all the available contacts configurations.

ACCESSORIES AND OPTIONS

DECONTACTOR™	In-line connections (a pair of finger draw plates to aid closing)	Inlet cap IP66/IP67	Self-returning lid (without full closure IP40)	Locking pin for 2 padlocks Ø 8 mm (padlocks not supplied)
DSN1	611A346	611A426	Socket ref. + R	Socket ref. + 843
DXN1	611A346	Included	Socket ref. + R	Socket ref. + 843

* French standard. Replace D11 with : D40 for United Kingdom - D30 for Germany - D06 for Italy

32 A

690 V
U MAX

DECONTACTOR™
SWITCH + SOCKET-OUTLET

DSN3

2 AUX | IP66/IP67 IP69 | GRP | IK09 | -40°C +60°C | AC-22 AC-23

2.5-6 mm² flexible
2.5-10 mm² stranded

Voltages	Pole configuration	Socket-outlet	Inclined socket	Wall mounting socket	Coupler socket	Plug	Appliance inlet
220-250 V AC	1P+N+E + accessories	6134015 /	6134015 512M3	6134015 512B3M20 (1)	6134015 512P0D21 (2)	6138015 512P0D21 (2)	6138015 /
380-440 V AC	3P+E + accessories	6134013 /	6134013 512M3	6134013 512B3M20 (1)	6134013 512P0D21 (2)	6138013 512P0D21 (2)	6138013 /
220-250 V AC 380-440 V AC	3P+N+E + accessories	6134017 /	6134017 512M3	6134017 512B3M20 (1)	6134017 512P0D21 (2)	6138017 512P0D21 (2)	6138017 /

(1) M20 threading - (2) Gland size 5-21 mm.
The main catalogue contains all the available contacts configurations.

32 A

750 V
U MAX

DECONTACTOR™
SWITCH + SOCKET-OUTLET

DXN3

2 AUX | IP66/IP67 | GRP | IK09 | -40°C +60°C

Ex

II 2 G D Ex db eb IIC T6/T5 Gb Ex tb IIIC T57°C/T77°C Db

2.5-10 mm² flexible
2.5-16 mm² stranded

Voltages	Pole configuration	Socket-outlet	Inclined socket	Wall mounting socket	Coupler socket	Plug	Appliance inlet
220-250 V AC	1P+N+E + accessories	2534015 /	2534015 253A027	2534015 253AB53 (1)	2534015 253A783 (2)	2538015 253A783 (2)	2538015 /
380-440 V AC	3P+E + accessories	2534013 /	2534013 253A027	2534013 253AB53 (1)	2534013 253A783 (2)	2538013 253A783 (2)	2538013 /
380-440 V AC	3P+N+E + accessories	2534017 /	2534017 253A027	2534017 253AB53 (1)	2534017 253A783 (2)	2538017 253A783 (2)	2538017 /

(1) Gland size 10-14mm - (2) Gland size 12-18 mm.
The main catalogue contains all the available contacts configurations.

ACCESSORIES AND OPTIONS

DECONTACTOR™	In-line connections (a pair of finger draw plates to aid closing)	Inlet cap IP66/IP67	Self-returning lid (without full closure IP40)	Locking pin for 2 padlocks Ø 8 mm (padlocks not supplied)
DSN3	613A346	613A426	Socket ref. + R	Socket ref. + 843
DXN3	613A346	253A426	Socket ref. + R	Socket ref. + 843

* French standard. Replace D11 with : D40 for United Kingdom - D30 for Germany - D06 for Italy

63 A

1 000 V
U MAX

DECONTACTOR™
SWITCH + SOCKET-OUTLET

DSN6

2/4 AUX | IP66/IP67 IP69 | GRP | IK09 | -40°C +60°C | AC-22 AC-23

6-16 mm² flexible
10-25 mm² stranded

Voltages	Pole configuration	Socket-outlet	Inclined socket	Wall mounting socket	Coupler socket	Plug	Appliance inlet
220-250 V AC	1P+N+E	6164015	6164015	6164015	6164015	6168015	6168015
	+ accessories	/	513M3	513B3M25 (1)	513P0D30 (2)	513P0D30 (2)	/
380-440 V AC	3P+E	6164013	6164013	6164013	6164013	6168013	6168013
	+ accessories	/	513M3	513B3M25 (1)	513P0D30 (2)	513P0D30 (2)	/
220-250 V AC 380-440 V AC	3P+N+E	6164017	6164017	6164017	6164017	6168017	6168017
	+ accessories	/	513M3	513B3M25 (1)	513P0D30 (2)	513P0D30 (2)	/

(1) M25 threading - (2) Gland size 10-30 mm.
The main catalogue contains all the available contacts configurations.

63 A

750 V
U MAX

DECONTACTOR™
SWITCH + SOCKET-OUTLET

DXN6

2 AUX | IP66/IP67 | GRP | IK09 | -40°C +60°C

Ex

II 2 G D Ex db eb IIC T6/T5 Gb Ex tb IIIC T87°C/T107°C Db

6-16 mm² flexible
6-25 mm² stranded

Voltages	Pole configuration	Socket-outlet	Inclined socket	Wall mounting socket	Coupler socket	Plug	Appliance inlet
220-250 V AC	1P+N+E	2564015	2564015	2564015	2564015	2568015	2568015
	+ accessories	/	256A027	256AB8840P (1)	256A753 (2)	256A753 (2)	/
380-440 V AC	3P+E	2564013	2564013	2564013	2564013	2568013	2568013
	+ accessories	/	256A027	256AB8840P (1)	256A753 (2)	256A753 (2)	/
380-440 V AC	3P+N+E	2564017	2564017	2564017	2564017	2568017	2568017
	+ accessories	/	256A027	256AB8840P (1)	256A753 (2)	256A753 (2)	/

(1) Gland size 22-32 mm - (2) Gland size 12-18 mm.
The main catalogue contains all the available contacts configurations.

ACCESSORIES AND OPTIONS

DECONTACTOR™	In-line connections (a pair of finger draw plates to aid closing)	Inlet cap IP66/IP67	Self-returning lid (without full closure IP40)	Locking pin for 2 padlocks Ø 8 mm (padlocks not supplied)
DSN6	616A346	616A426	Socket ref. + R	Socket ref. + 843
DXN6	616A346	256A426	Socket ref. + R	Socket ref. + 843

90 A

1 000 V
U MAX

DECONTACTOR™
SWITCH + SOCKET-OUTLET

DS6

2/4 AUX | IP66/IP67 | GRP METAL | IK09 | -40°C +60°C | AC-22 AC-23

10-25 mm² flexible
10-35 mm² stranded

Voltages	Pole configuration	Socket-outlet	Inclined socket	Wall mounting socket	Coupler socket	Plug	Appliance inlet
220-250 V AC	1P+N+E	3164015[3]	3164015[3]	3164015[3]	3164015[3]	3168015[3]	3168015[3]
	+ accessories	/	514M3	514B3M40 [1]	514P0D35 [2]	514P0D35 [2]	/
380-440 V AC	3P+E	3164013[3]	3164013[3]	3164013[3]	3164013[3]	3168013[3]	3168013[3]
	+ accessories	/	514M3	514B3M40 [1]	514P0D35 [2]	514P0D35 [2]	/
220-250 V AC 380-440 V AC	3P+N+E	3164017[3]	3164017[3]	3164017[3]	3164017[3]	3168017[3]	3168017[3]
	+ accessories	/	514M3	514B3M40 [1]	514P0D35 [2]	514P0D35 [2]	/

(1) M40 threading - (2) Gland size 13-35 mm.
(3) For 100 A version add suffix **-228**.
The main catalogue contains all the available contacts configurations.

Metal references are available in the main catalogue or marechal.com.

ACCESSORIES AND OPTIONS

DECONTACTOR™	In-line connections (a pair of finger draw plates to aid closing)	Inlet cap IP66/IP67	Locking pin for 2 padlocks Ø 8 mm (padlocks not supplied)
DS6	316A346	316A426	Socket ref. + 843

150 A

1 000 V
U MAX

DECONTACTOR™
SWITCH + SOCKET-OUTLET

DS9

2/4/6 AUX | IP66/IP67 | GRP ▸ IK09 METAL ▸ IK10 | -40°C +60°C | AC-22 AC-23

25-70 mm² flexible
25-95 mm² stranded

Voltages	Pole configuration	Socket-outlet	Inclined socket	Wall mounting socket	Coupler socket	Plug	Appliance inlet
380-440 V AC	3P+E	3194013	3194013	3194013	3194013	3198013	3198013
	+ accessories	/	515M3	595C3M40 (1)	555P0D35 (2)	555P0D35 (2)	/
220-250 V AC	3P+N+E	3194017	3194017	3194017	3194017	3198017	3198017
380-440 V AC	+ accessories	/	515M3	595C3M40 (1)	555P0D35 (2)	555P0D35 (2)	/

(1) M40 threading - (2) Gland size 25-35 mm.
The main catalogue contains all the available contacts configurations.

Metal references are available in the main catalogue or marechal.com.

125 A

750 V
U MAX

DECONTACTOR™
SWITCH + SOCKET-OUTLET

DX9

IP65/IP66 | METAL | IK10 | -40°C +60°C

Ex

II 2 G Ex de IIC T6/T5 tD A21 T80°C/T90°C

35-50 mm² flexible
50-70 mm² stranded

Voltages	Pole configuration	Wall mounting socket	Coupler socket	Plug
380-440 V AC	3P+E	2694013	2694013	26910135 0M (1)
	+ accessories	269AB5350M (1)	269A95350M (1)	
380-440 V AC	3P+N+E	2694017	2694017	26910175 0M (1)
	+ accessories	269AB5350M (1)	269A95350M (1)	

(1) Gland size 23-35 mm.
The main catalogue contains all the available contacts configurations.

ACCESSORIES AND OPTIONS

DECONTACTOR™	Locking pin for 2 padlocks 8 mm (padlocks not supplied)	Inlet cap IP66/IP67	Inlet cap IP65
DS9	Socket ref. + 843	319A426	/
DX9	Included	/	266A926

250 A

1 000 V
U MAX

DECONTACTOR™
SWITCH + SOCKET-OUTLET

DS2

2/4/6 AUX | IP66/IP67 | METAL | IK10 | -40°C +60°C | AC-22 AC-23

70-95 mm² flexible
70-120 mm² stranded

Voltages	Pole configuration	Socket-outlet	Inclined socket	Wall mounting socket	Coupler socket	Plug	Appliance inlet
380-440 V AC	3P+E +	3924013	3924013	3924013	3924013	3928013	3928013
		/	596M6	596E6M63 (1)	556P0D49 (2)	556P0D49 (2)	/
220-250 V AC	3P+N+E +	3924017	3924017	3924017	3924017	3928017	3928017
380-440 V AC		/	596M6	596E6M63 (1)	556P0D49 (2)	556P0D49 (2)	/

(1) M63 threading - (2) Gland size 45-49 mm.
The main catalogue contains all the available contacts configurations.

200 A

750 V
U MAX

DECONTACTOR™
SWITCH + SOCKET-OUTLET

DX2

IP65/IP66 | METAL | IK10 | -40°C +60°C

II 2 G D Ex de IIC T3 tD A21 T91°C

50 mm² flexible
70 mm² stranded

Voltages	Pole configuration	Wall mounting socket	Coupler socket	Plug
380-440 V AC	3P+E + accessories	2674013	2674013	2671013 (1)
		267AB53 (1)	267A963 (1)	/
380-440 V AC	3P+N+E + accessories	2674017	2674017	2671017 (1)
		267AB53 (1)	267A963 (1)	/

(1) Gland size 36-48 mm.
The main catalogue contains all the available contacts configurations.

ACCESSORIES AND OPTIONS

DECONTACTOR™	Locking pin for 2 padlocks 8 mm (padlocks not supplied)	Inlet cap IP66/IP67	Inlet cap IP65
DS2	Socket ref. + 453	392A426	/
DX2	Included	/	266A926

* The main catalogue contains all the available contacts configurations.

400 A 1 000 V U MAX

HEAVY-DUTY PLUGS & SOCKETS

DS4

2 PILOTS | IP66/IP67 | METAL | IK10 | -40°C +60°C

95-150 mm² flexible
95-185 mm² stranded

- Automatic IP66/IP67
- Metal casing (IK10) with epoxy paint
- With a safety shutter 3P+E +2 pilots

You will find all the references in the main catalogue or marechal.com.

Up to 600 A 1 000 V U MAX

HEAVY-DUTY PLUGS & SOCKETS

PF



2 PILOTS 6 AUX | IP66/IP67 | METAL | IK10 | -40°C +60°C

95-240 mm²

- Up to 600 A/1 000 V
- Automatic IP66/IP67
- Mechanical and electrical interlocking
- 3P+N+E+6 auxiliaries + 2 pilots
- Metal casing and stainless steel case 316L

You will find all the references in the main catalogue or marechal.com.



400 A 1 000 V U MAX

DSP400

2 PILOTS | IP66/IP67 | IK09 IK10 | -40°C +60°C

50-240 mm² flexible
70-300 mm² stranded

- Automatic IP66/IP67
- Electromechanical interlocking system
- Phases visual and mechanical coding
- Padlocking option

You will find all the references in the main catalogue or marechal.com.

500 A 1 000 V U MAX

SINGLE POLE
CONNECTORS

CS1000

IP66/IP67 | GRP | IK08 | -40°C +60°C

50-300 mm² flexible
70-400 mm² stranded

- Automatic IP66/IP67
- Visual and mechanical coding
- Padlocking option

You will find all the references in the main catalogue or marechal.com.

750 A 1 000 V U MAX

SINGLE POLE
CONNECTORS

SP

2 PILOTS | IP66/IP67 | GRP | IK08 | -40°C +60°C

50-630 mm² flexible
70-630 mm² stranded

Available in 680 A

- Automatic IP66/IP67 water-and dust-tight
- Electromechanical interlocking system
- Phases visual and mechanical coding
- Padlocking option
- Optional operation lever

You will find all the references in the main catalogue or marechal.com.

1250 A 1 000 V U MAX

DSP1250

2 PILOTS | IP66/IP67 | IK10 | -40°C +60°C

50-630 mm² flexible
70-630 mm² stranded

- Automatic IP66/IP67 water-and dust-tight
- Electromechanical interlocking system
- Phases visual and mechanical coding
- Padlocking option

You will find all the references in the main catalogue or marechal.com.

FOR HIGHER CURRENTS CONTACT US

7 CONTACTS

500 V
U MAX

MULTICONTACT
16 A

PN7C

IP66/IP67 | GRP METAL | IK08 IK09 | -40°C +60°C

1-4 mm² flexible
1-6 mm² stranded

Voltages		Pole configuration	Socket-outlet	Inclined socket	Wall mounting socket	Coupler socket	Plug	Appliance inlet
500 V AC	GRP	7 pin	01P4061	01P4061	01P4061	01P4061	01P8061	01P8061
		+ accessories	/	511M3	511B3M20 (1)	511P0D18 (2)	511P0D18 (2)	/
480 V AC	METAL	7 pin	09P4061	09P4061	09P4061	09P4061	09P8061	09P8061
		+ accessories	/	591M3	591C4M20 (1)	591P020M (3)	591P020M (3)	/

(1) M20 threading - (2) Gland size 9-18 mm. (3) Gland size 7-13 mm.
25 A versions, contact us.

12 CONTACTS

480 V
U MAX

MULTICONTACT
16 A

PN12C

IP66/IP67 | GRP METAL | IK08 IK09 | -40°C +60°C

1-2.5 mm² flexible

Ex PXN12C See catalogue

Voltages		Pole configuration	Socket-outlet	Inclined socket	Wall mounting socket	Coupler socket	Plug	Appliance inlet
480 V AC	GRP	12 pin	01A4001	01A4001	01A4001	01A4001	01A8001	01A8001
		+ accessories	/	511M3	511B3M20 (1)	511P0D18 (2)	511P0D18 (2)	/
480 V AC	METAL	12 pin	09A4001	09A4001	09A4001	09A4001	09A8001	09A8001
		+ accessories	/	591M3	511B3M20 (1)	591P020M (3)	591P020M (3)	/

(1) M20 threading - (2) Gland size 9-18 mm.
(3) Gland size 7-13 mm.

ACCESSORIES AND OPTIONS

PRODUCT	Locking with padlock Ø 4 mm (padlocks not supplied)	Inlet cap	180° Opening lid	Self-returning lid (without full closure IP40)	Bag of 13 females/ males contacts
PN7C	Socket ref. + 843	01NA426	Socket ref. +10	Socket ref. + R	/
PN12C	Socket ref. + 843	01NA426	Socket ref. +10	Socket ref. + R	01AA213 /01AA113

12 CONTACTS

480 V
U MAX

MULTICONTACT
16 A

DSN12C

IP66/IP67 IP69 | GRP | IK09 | -40°C +60°C

1-2.5 mm² flexible

Voltages	Pole configuration	Socket-outlet	Inclined socket	Wall mounting socket	Coupler socket	Plug	Appliance inlet
480 V AC	12 pin + accessories	61A4001 /	61A4001 511M3	61A4001 511C7000 (1)	61A4001 511P0D18 (2)	61A8001 511P0D18 (2)	61A8001 /

(1) M20 threading - (2) Gland size 9-18 mm.

24/37 CONTACTS

480 V
U MAX

MULTICONTACT
16 A

DSN24C DSN37C

IP66/IP67 | GRP | IK09 | -40°C +60°C

1-2.5 mm² flexible

Ex DXN25C/DXN37C See catalogue

Voltages	Pole configuration	Socket-outlet	Inclined socket	Wall mounting socket	Coupler socket	Plug	Appliance inlet
480 V AC	24 pin + accessories	61B4002 /	61B4002 512M3	61B4002 512C7000 (1)	61B4002 512P0D21 (2)	61B8002 512P0D21 (2)	61B8002 /
480 V AC	37 pin + accessories	61C4003 /	61C4003 513M3	61C4003 513C7000 (1)	61C4003 513P0D30 (3)	61C8003 513P0D30 (3)	61C8003 /

(1) Without threading - (2) Gland size 5-21 mm.
(3) Gland size 10-30 mm.

ACCESSORIES AND OPTIONS

DECONTACTOR™	Locking pin for 2 padlocks ø 8 mm (padlocks not supplied)	Inlet cap IP66/IP67	In-line connections (a pair of finger draw plates to aid closing)	Self-returning lid (without full closure IP40)	Bag of 13 females/ males contacts
DSN12C	Socket ref. + 843	611A426	611A346	Socket ref. + R	01AA213/01AA113
DSN24C	Socket ref. + 843	613A426	613A346	Socket ref. + R	01AA213/61CA113
DSN37C	Socket ref. + 843	616A426	616A346	Socket ref. + R	01AA213/61CA113

20 A/32 A

AUTOMATIC
ELECTROMECHANICAL SELF-EJECTION

RETTBOX® S

U MAX 480 V

IP54 GRP IK08 -40°C +60°C

You will find all the references in the main catalogue or marechal.com.

- Compact, including load-breaking, self-ejecting socket-outlet for mobile applications
- Power supply of an auxiliary battery charger for all equipment on-board a vehicle.
- Reinforced thermoplastics box with 7 contacts and a 12 V/24 V solenoid coil used to eject the mobile socket-outlet upon starting of the vehicle.
- Voltage presence and battery charging light indicators.
- **Air feeding duct in option**

Up to 90 A

DISTRIBUTION BOX

CD

IP66/IP69 GRP IK09 -40°C +60°C

Configurations available upon request.

You will find out our entire boxes range in the main catalogue or marechal.com (GRP, stainless steel, etc.).

- IP66/IP69 water-and dust-tight
- Up to 10 modules
- Up to 2x 63 A DECONTACTOR™
- Complies with IEC/EN 61439-1 and IEC/EN 61439-3
- Composed of two parts fixed on hinges
- Pre-wired
- UV protected

750 V
U MAX

SOCKET OR JUNCTION BOXES

B2X

IP66/IP67 GRP IK09 -50°C +60°C

Contact us to configure the box that meets your needs.

You will find all the references in the main catalogue or marechal.com.

- Ex II 2 G D Ex e IIC Gb, Ex tb IIIC Db
- Intrinsic safety capability
- IP66/IP67 Water-and dust-tight
- GRP casing, exists with hinges
- With Ex e certified terminals
- Terminals configurations for 25 A, 32 A, 45 A and 63 A
- Dimension 120x120x90 mm or 160x160x90 mm

1 000 V
U MAX

JUNCTION BOXES

MXBS

IP66/IP67 METAL IK09 -55°C +60°C

Contact us to configure the box that meets your needs.

You will find all the references in the main catalogue or marechal.com.

- Ex Ex eb IIC Gb, Ex tb IIIC Db
- Intrinsic safety capability
- IP66 Water-and dust-tight
- Multi-contact connectors and socket-outlets on the same enclosure
- Socket-outlets configurations up to 680 A
- GRP casing, aluminium, stainless steel 316L
- From -55 °C to +60 °C

MAIN OPTIONS

MECHANICAL LOCKING

Locking devices prevent the unintentional supply or use of an equipment during maintenance, and fit perfectly within the compliancy procedure known as LOTO (Lockout/Tag-out). Socket-outlets adjacent to electric machines or motors may be disconnected and locked-out thus providing a visible disconnection and protecting workers from a local security failure, without the use of an authorized electrician.

Socket-outlet alone

Connected assembly

Plug alone

STOP-LATCH

This option is ideal for quick disconnection of machinery and equipment by employees wearing gloves.
The latch is fitted with a red label with warning «stop» for ease of identification.

The use of this latch is not recommended in case of extension cables.

SELF EJECTING DEVICE

Protects equipment from damage caused when mobile equipment is accidentally moved without disconnecting power.

INDUSTRIAL/DOMESTIC ADAPTER

In order to allow the connection of an appliance fitted with a domestic plug to an industrial type socket-outlet, MARECHAL ELECTRIC has developed an adapter which features a MARECHAL® single phase industrial plug and a 10/16 A - 230 V domestic socket.The adapter includes a 6 x 32 mm 10/16 A fuse-link.

Part numbers (P/N°) for these products:

TYPE		DSN1	DSN3	DS1	PN
France	Poly	6118015D11	6138015D11	3118015D11	01N8015D11
	Metal	–	–	–	09N8015D11
United Kingdom	Poly	6118015D40	6138015D40	3118015D40	01N8015D40
	Metal	–	–	–	09N8015D40
Germany	Poly	6118015D30	6138015D30	3118015D30	01N8015D30
	Metal	–	–	–	09N8015D30
Italy	Poly	6118015D06	6138015D06	3118015D06	01N8015D06
	Metal	–	–	–	09N8015D06

Adaptation device without domestic socket is also available. Contact us for the references.

WORLD PRESENCE

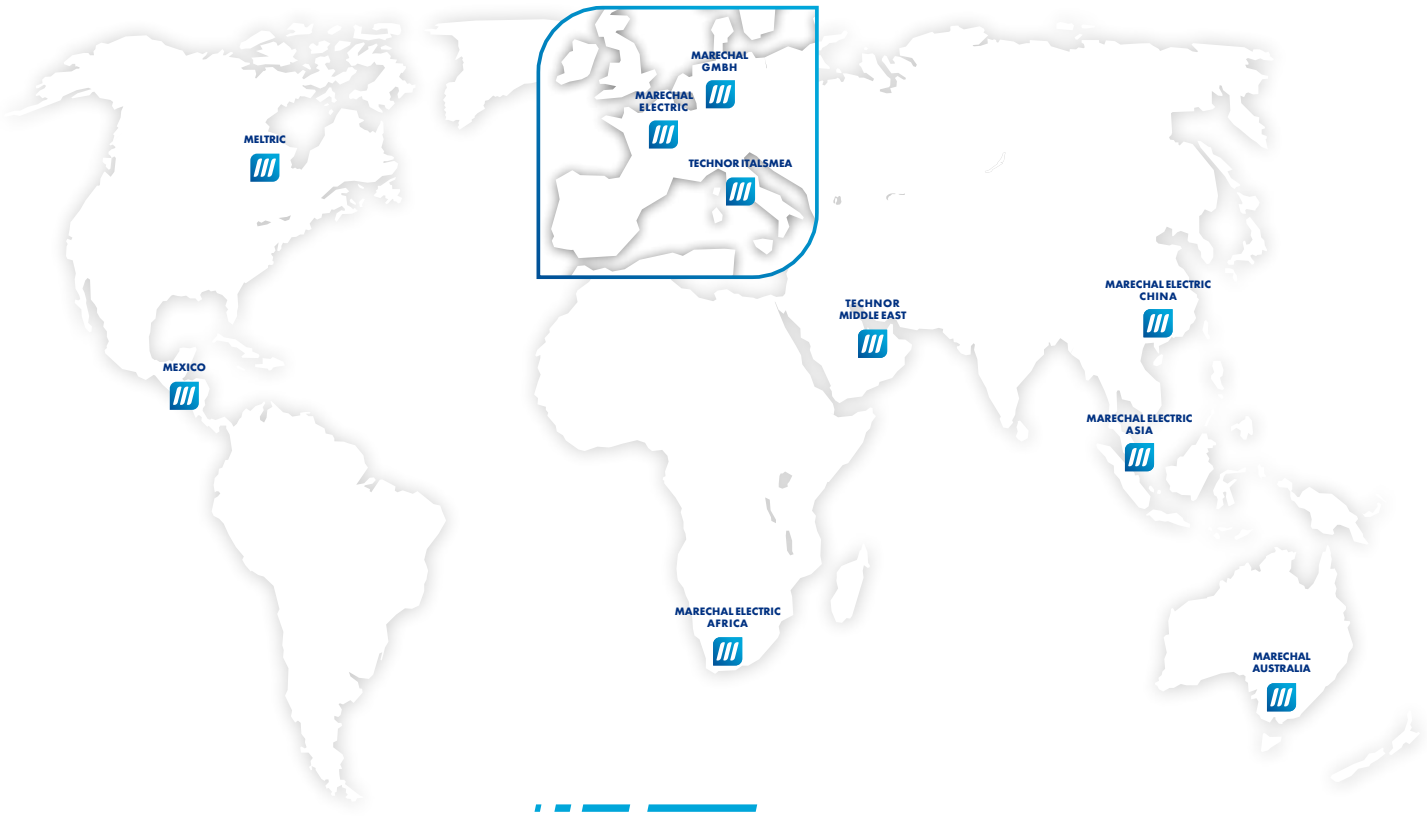

MARECHAL ELECTRIC S.A.S (Head Office)
5 avenue du chemin de Presles
94410 Saint-Maurice, FRANCE
Phone : +33 (0)1 45 11 60 00
e-mail: contact@marechal.com

Africa SADC area
MARECHAL ELECTRIC AFRICA (PTY) LTD.
PO Box 13875 Witfield 1467
Unit A1 Harvard Lane
Aero Star Business Park
Jet Park Road, Jet Park
South Africa
Tel.: +27 11 894 7226/7/8
e-mail: sales.za@marechal.com

Australia
MARECHAL AUSTRALIA PTY LTD
20 A Technology Circuit
HALLAM VIC 3803
Australia
Tel. : +61 (0)3 8786 2500
e-mail : sales@marechal.com.au

Germany/Austria/Switzerland/ Eastern Europe/Russia
MARECHAL GmbH
Im Lossenfeld 8
D-77731 Willstätt-Sand
Germany
Tel.: +49 (0)7852/91 96-0
e-mail: info.de@marechal.com

USA/Canada
MELTRIC Corporation
4765 W. Oakwood Park Drive
Franklin WI 53132, USA
Tel.: +1 414 433 2700
e-mail: mail@meltric.com

Asia
MARECHAL ELECTRIC Asia Pte Ltd
9 Tagore Lane
#01-05 9@Tagore
Singapore 787472
Tel. : +65 6554 2722
e-mail: sales.asia@marechal.com

China
MARECHAL ELECTRIC (China) Co., Ltd
11 North Xiangshui Road,
West Dayawan District,
Huizhou.P.R.C
Tel: +86 (0)752-5319536
e-mail: sales.cn@marechal.com

Middle East
TECHNOR MIDDLE EAST DMCC
Unit No.2101, Fortune Executive Tower, Plot No T1
Jumeirah Lakes Towers
P.O. Box 392054
Dubai, United Arab Emirates
Tel. : +971 4 362 1418
e-mail: sales.me@marechal.com

Mexico
MELTRIC Corporation
Insurgente Sur 863 – Piso 7
Napoles, Benito Juarez,
D. F. Mexico, C.P 03810
Tel.: +52 55 50056752
e-mail : mail@meltric.com

For any other country or area, , please contact the head office.

marechal.com

MARECHAL ELECTRIC
MARECHAL® MELTRIC® RETTBOX® TECHNOR®

GbBookEss_2022-06_A.3– All rights reserved
NON CONTRACTUAL DOCUMENT AND PICTURES. All the indications appearing in this catalogue are indicative and could not constitute a commitment on our part. We reserve the right to alter specifications of our products without any prior notice in our efforts to continuously improve our products features.